

# KBG121000 12V 100Ah



KAISE series is Superior Cycle VRLA Gel battery. By combining the newly developed nano gel electrolyte and high cyclic paste, KBG series delivers high cycle life, excellent high&low temperature performance, it is highly suited for renewable energy systems, outdoor telecom and other harsh environment require high cycle applications.



## Technical Specifications

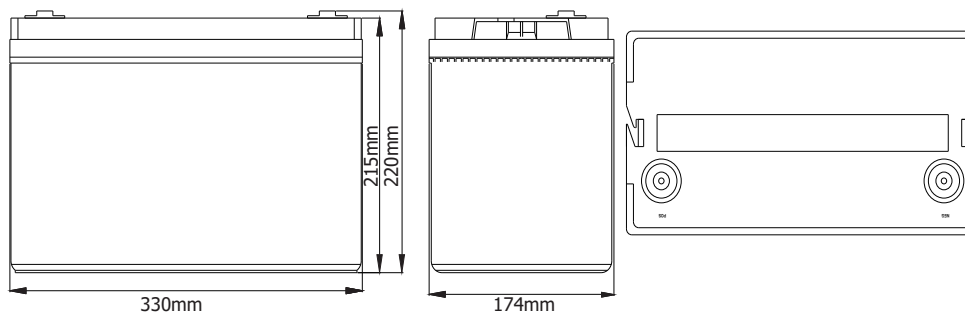
Nominal Voltage (V)	12 (6 cells per unit)
Designed Floating Life (25 oC)	12 Years
Nominal Capacity (25 oC)	100 Ah @ 10HR-rate (to 1.80Vpc)
Dimension (mm)	L330mm x W174mm x H220mm
Approx. Weight	28.5 kg (62.8 lbs)
Terminal Type	F-M8 or cable (torque:10~12N.m for F-M8)
Internal Resistance	< 0.005 Ohm (fully charged @ 20°C)
Max. Charge Current	25A
Max. Discharge Current (5S)	800 A
Short Circuit Current	2600 A
Self Discharge	Approx. 2.5% per month @ 20°C
Ambient Temperature	Discharge: -40~60°C Charge: -20~55°C Storage: -25~45°C
Float Charge Voltage	13.5-13.62V/block @25 C (-3mV/ cell/ C)
Equalize and cycle Use Charge Voltage	14.1-14.4V/block @25 C
Container Material	ABS (UL94-V0 optional)



## Complied standards

- IEC 60896-21/22
- GB/T19638
- IEC 61427
- JIS C8704
- BS 6290 part 4

## Battery Dimensions



TERMINAL (optional)



Screw F-M8 or Cable

## Constant Current Discharge Characteristics: Amps (25°C)

F.V/T ime	30min	1h	2h	3h	4h	5h	8h	10h	20h
1.70V	104	64.3	38.1	27.7	22.1	18.4	12.5	10.3	5.45
1.75V	100	63.0	37.4	27.2	21.8	18.2	12.4	10.2	5.35
1.80V	95.6	60.9	36.6	26.7	21.3	17.7	12.1	10.0	5.25
1.85V	90.2	58.3	35.2	25.8	20.7	17.3	11.8	9.74	5.13

## Constant Power Discharge Characteristics: W/cell (25°C)

F.V/T ime	30min	1h	2h	3h	4h	5h	8h	10h	20h
1.70V	194	121	72.5	52.9	42.4	35.5	24.4	20.2	10.7
1.75V	189	120	71.8	52.6	42.3	35.4	24.3	20.1	10.6
1.80V	182	117	70.9	52.0	41.7	34.8	23.9	19.9	10.5
1.85V	174	113	68.8	50.7	40.8	34.3	23.5	19.5	10.3

## Parameters for Solar & Wind Applications

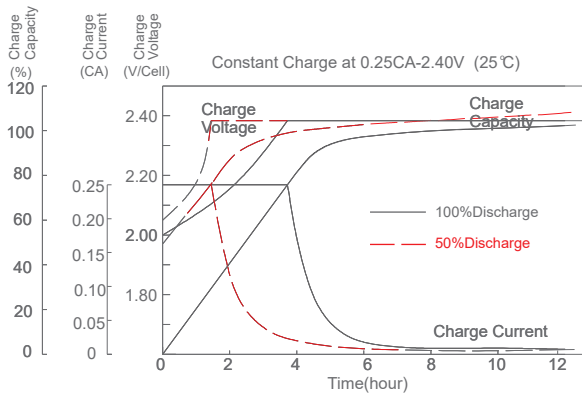
### Long time discharge capacity for Solar & Wind applications

Capacity	C <sub>24</sub> (Ah)	C <sub>48</sub> (Ah)	C <sub>72</sub> (Ah)	C <sub>100</sub> (Ah)	C <sub>120</sub> (Ah)
VHR12SC6250	107	113	116	121	125
Final Voltage	1.85V				

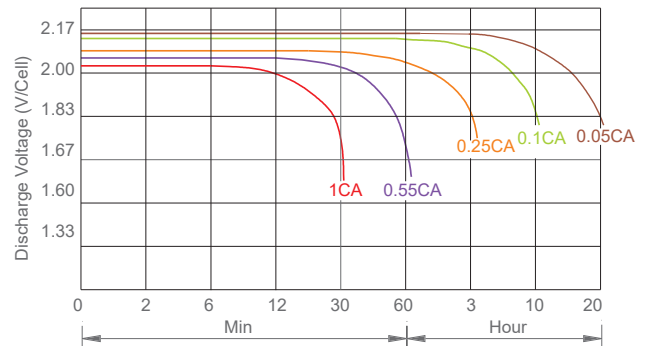
### Solar & Wind applications parameters settings

Over voltage disconnect:	2.45±0.01V/cell @ 25°C
Regulation/equalize voltage:	2.40±0.01V/cell @ 25°C
Array reconnection voltage:	2.25±0.005V/cell @ 25°C
Float voltage setting:	2.27±0.005V/cell @ 25°C
Low voltage alarm voltage:	1.95±0.005V/cell @ 25°C
Low voltage disconnect:	1.90±0.005V/cell @ 25°C
Load reconnect voltage:	2.09±0.01V/cell @ 25°C
Temp. compensate coefficient:	-5mV/cell/°C

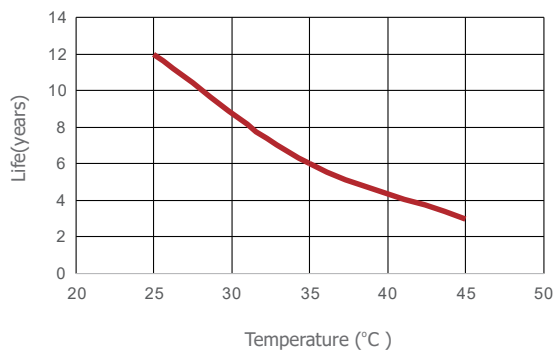
## Charge Characteristic



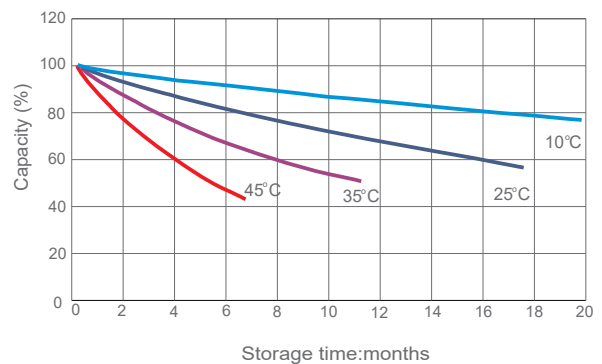
## Discharge Characteristic (25°C)



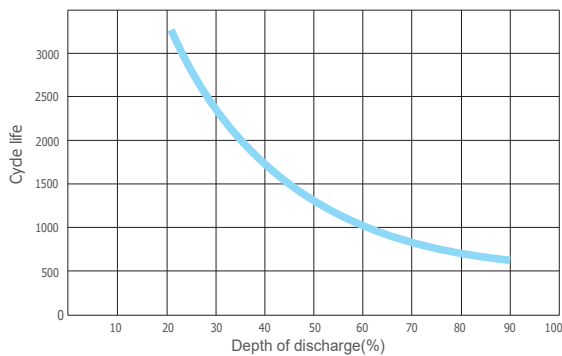
## Temperature vs Float Life



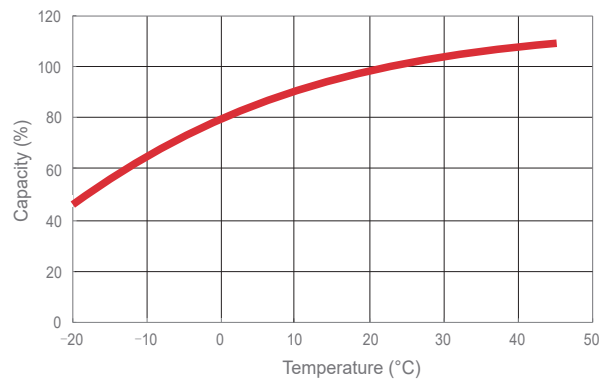
## Self Discharge Characteristics



## Depth of Discharge vs Cycle Life (25°C)



## Capacity vs Temperature



## KBG121000 Horizontal Installation Drawing

