

KBG122000 12V 200Ah



KAISE series is Superior Cycle VRLA Gel battery. By combining the newly developed nano gel electrolyte and high cyclic paste, KBG series delivers high cycle life, excellent high&low temperature performance, it is highly suited for renewable energy systems, outdoor telecom and other harsh environment require high cycle applications.



Technical Specifications

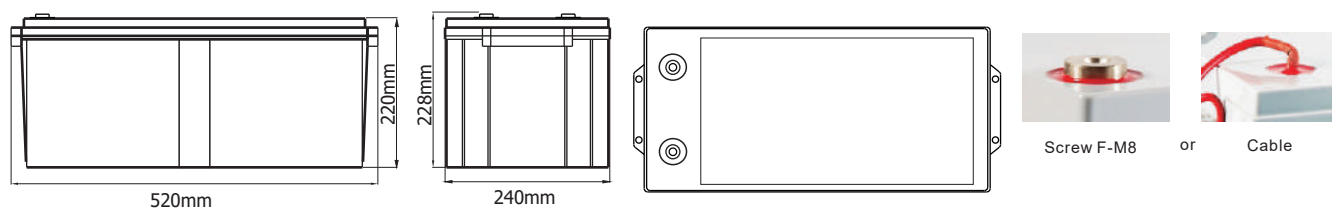
Nominal Voltage (V)	12 (6 cells per unit)
Designed Floating Life (25 oC)	12 Years
Nominal Capacity (25 oC)	200 Ah @ 10HR-rate (to 1.80Vpc)
Dimension (mm)	L520mm x W240mm x H228mm
Approx. Weight	58 kg (128 lbs)
Terminal Type	F-M8 or cable (torque:10~12N.m for F-M8)
Internal Resistance	< 0.003 Ohm (fully charged @ 20°C)
Max. Charge Current	50A
Max. Discharge Current (5S)	1500 A
Short Circuit Current	4000 A
Self Discharge	Approx. 2.5% per month @ 20°C Discharge: -40~60°C
Ambient Temperature	Charge: -20~55°C Storage: -25~45°C
Float Charge Voltage	13.5-13.62V/block @25 C (-3mV/ cell/ C)
Equalize and cycle Use Charge Voltage	14.1-14.4V/block @25 C
Container Material	ABS (UL94-V0 optional)



Complied standards

- IEC 60896-21/22
- GB/T19638
- IEC 61427
- JIS C8704
- BS 6290 part 4

Battery Dimensions



Constant Current Discharge Characteristics: Amps (25°C)

F.V/T ime	30min	1h	2h	3h	4h	5h	8h	10h	20h
1.70V	203	127	76.1	55.3	44.1	36.8	25.1	20.7	10.9
1.75V	196	125	74.8	54.5	43.6	36.4	24.7	20.4	10.7
1.80V	187	121	73.2	53.4	42.6	35.5	24.1	20.0	10.5
1.85V	177	115	70.4	51.7	41.4	34.6	23.6	19.5	10.3

Constant Power Discharge Characteristics: W/cell (25°C)

F.V/T ime	30min	1h	2h	3h	4h	5h	8h	10h	20h
1.70V	380	240	145	106	84.8	71.1	48.8	40.5	21.5
1.75V	370	237	144	105	84.6	70.8	48.5	40.2	21.2
1.80V	357	232	142	104	83.3	69.7	47.8	39.7	21.0
1.85V	340	224	138	101	81.7	68.5	47.0	38.9	20.6

Parameters for Solar & Wind Applications

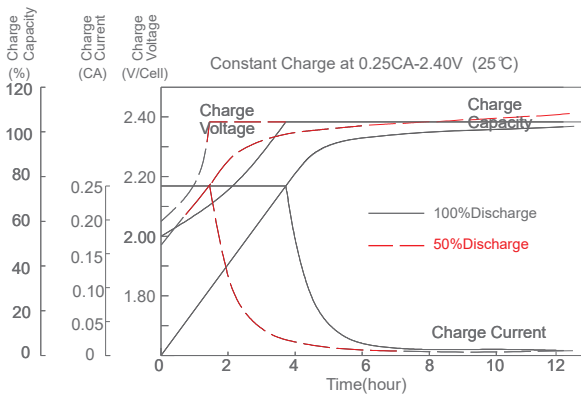
Long time discharge capacity for Solar & Wind applications

Capacity	C ₂₄ (Ah)	C ₄₈ (Ah)	C ₇₂ (Ah)	C ₁₀₀ (Ah)	C ₁₂₀ (Ah)
VHR12SCG250	214	226	232	242	250
Final Voltage	1.85V				

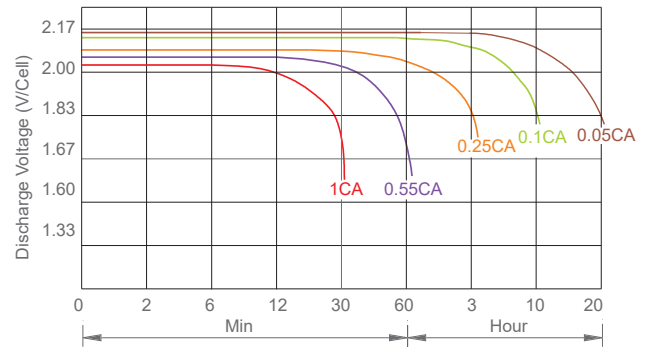
Solar & Wind applications parameters settings

Over voltage disconnect:	2.45±0.01V/cell @ 25°C
Regulation/equalize voltage:	2.40±0.01V/cell @ 25°C
Array reconnection voltage:	2.25±0.005V/cell @ 25°C
Float voltage setting:	2.27±0.005V/cell @ 25°C
Low voltage alarm voltage:	1.95±0.005V/cell @ 25°C
Low voltage disconnect:	1.90±0.005V/cell @ 25°C
Load reconnect voltage:	2.09±0.01V/cell @ 25°C
Temp. compensate coefficiently:	-5mV/cell/°C

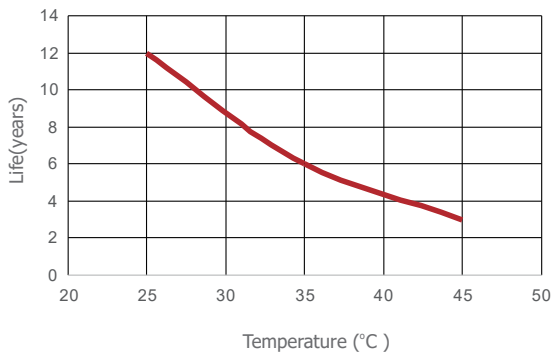
Charge Characteristic



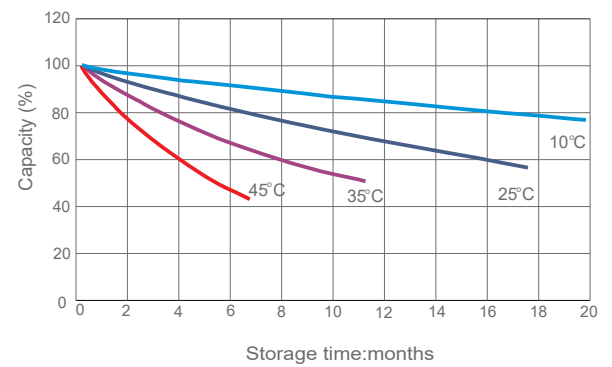
Discharge Characteristic (25°C)



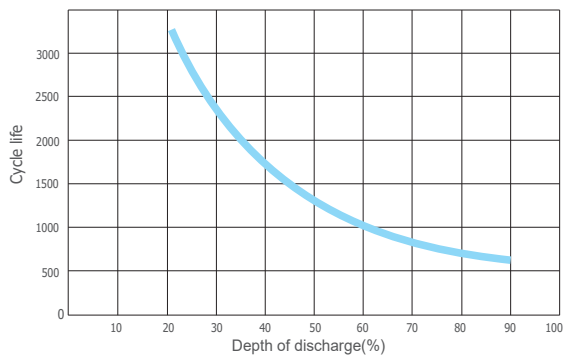
Temperature vs Float Life



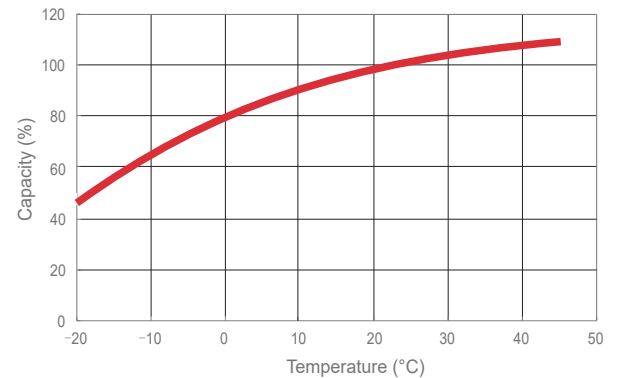
Self Discharge Characteristics



Depth of Discharge vs Cycle Life (25°C)



Capacity vs Temperature



KBG122000 Horizontal Installation Drawing

